


HYPERDROP™



Compact Design

Slim body design accommodates up to 24 fiber

Factory Terminated

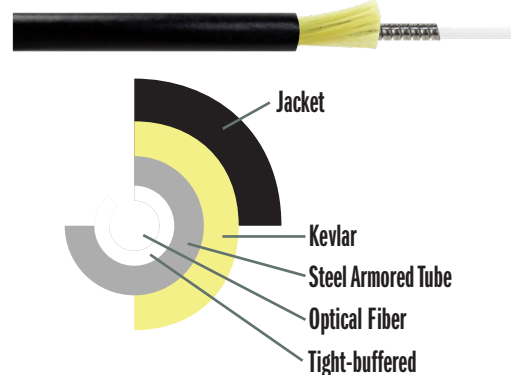
100% tested factory terminated pigtail

Outdoor/Rugged

Installs quickly in outdoor enclosures, pedestals, and equipment racks

HyperDrop™ built to keep rodents out!

Micro-armored Internal Construction

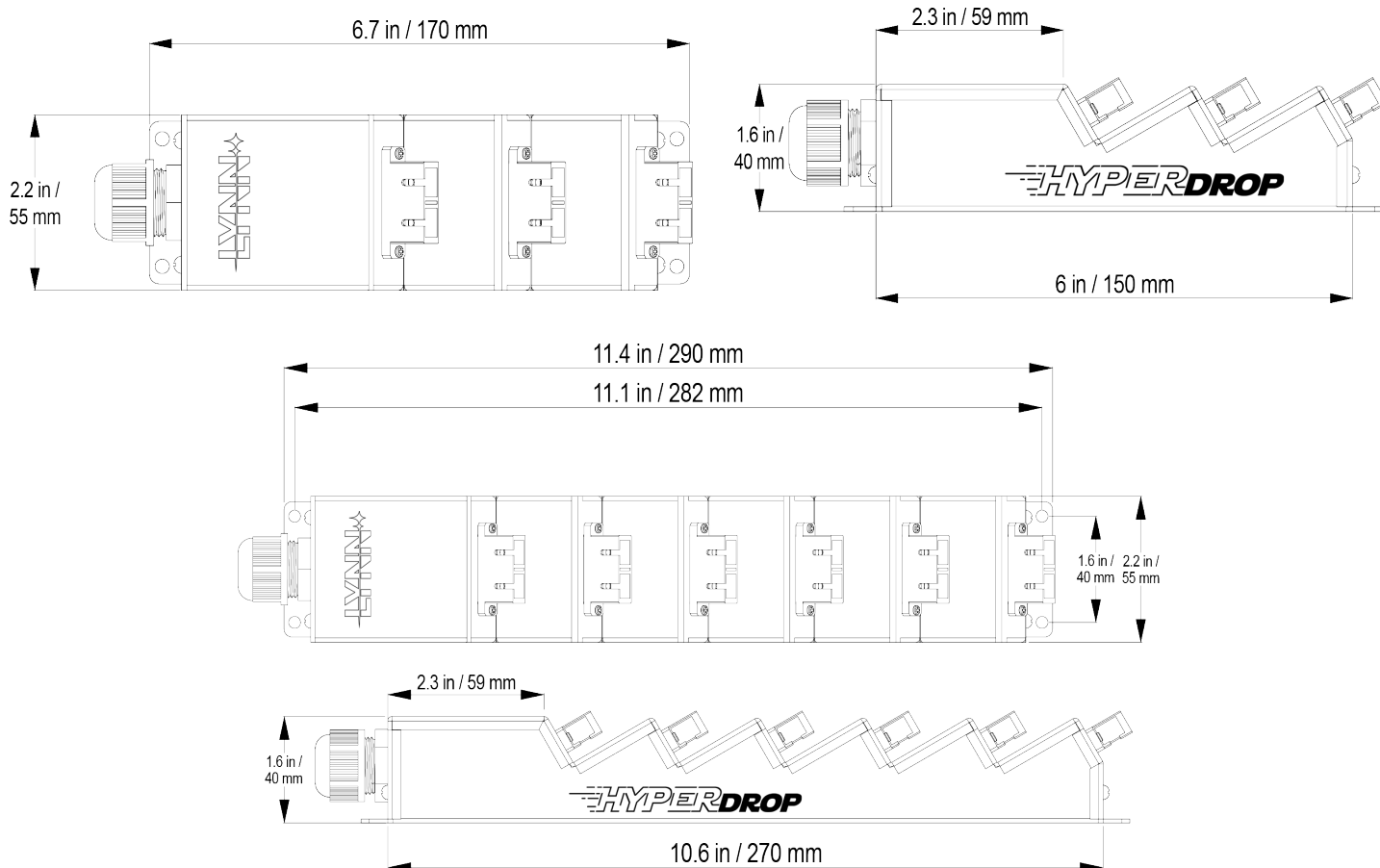


Technical Specifications - HyperDrop™ Body Connectors

Connector Performance	Multimode (OM1, OM2, OM3, OM4)	Singlemode (OS2)
Test wavelength	850 and 1300nm	1550nm
Insertion loss (per connector)	≤ 0.2dB	≤ 0.2dB
Return Loss	≥ 25dB	≥ 55dB (UPC) ≥ 60dB (APC)
Durability	500 matings	>500 matings
Tensile strength - straight pull (cable tail)	Short term: 100lbs (200N); Long term: 40lbs (100N)	Short term: 100lbs (200N); Long term: 40lbs (100N)
Temperature Range Installation/Operation	-20 to +70°C (-4°F to 158°F)	-20 to +70°C (-4°F to 158°F)
Ferrule polish	PC	APC, UPC
Connector options	SC, LC, ST	SC, LC, ST

Technical Specifications - HyperDrop™

Cable Performance	
Fiber Type	Single-mode Plus Corning SMF-28 Ultra BIF
Wavelengths	(1310/1550nm)
Max. Atten. (dB/km)	0.4/0.3
Fiber Construction	Micro-armored drop cable
Nominal Outside diameter	3.0mm
Nominal Weight	7.3lbs/km.
Temperature Range Installation/Operation	-20 to 70°C (-4°F to 158°F)
Insertion Loss	≤0.25dB
Return Loss	≥ 55dB (UPC) ≥ 60dB (APC)



Material: steel with electrostatic polyester powder coat black paint

ORDERING INFORMATION



1 NUMBER OF FIBER

SC= 02, 04, 06, 08, 10, or 12

LC= 04, 08, 12, 16, 20, or 24

2 TERMINATIONS

SA2= SC APC Duplex
 SU2 = SC UPC Duplex
 LA2= LC APC Duplex
 LU2 =LC UPC Duplex
 S2 = SC PC (MM)
 L2 = LC PC (MM)

3 GLASS

S = Singlemode
 1 = OM1
 2 = OM2
 3 = OM3
 4 = OM4
 5 = OM5

4 REEL/SPOOLED DIRECTION

B = Blunt side off spool/reel first
 Blank = Connector off spool/reel first

5 LENGTH

4-Digit Length
 Example = 0050, 1000

6 UNIT OF MEASURE

F = Feet
 M = Meters